

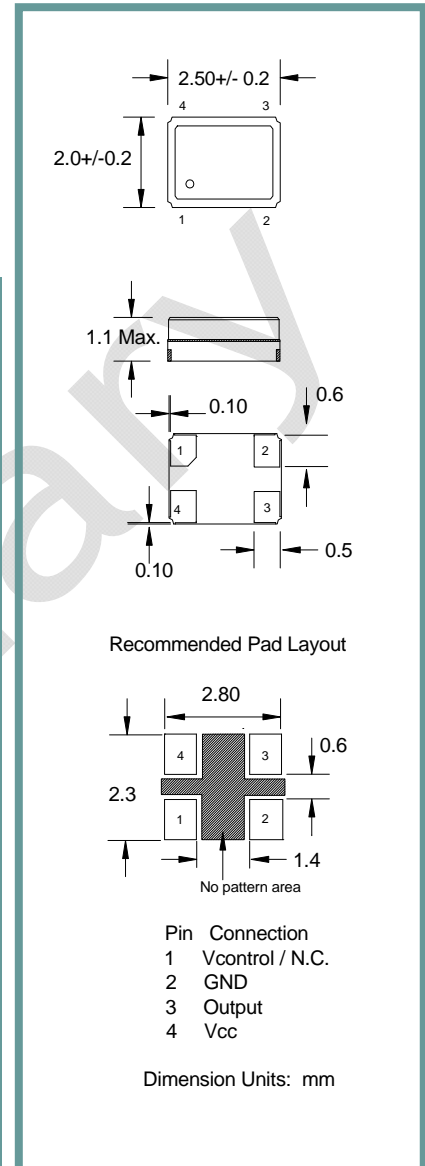
Product Features:

- Low Current Consumption
- Ultra Miniature Package
- RoHS Compliant
- Compatible with Leadfree Processing

Applications:

- GPS, GPS Module
- CDMA/WCDMA
- 802.11 / Wifi
- T1/E1, T3/E3

Frequency	(Contact Sales Channel for available frequencies)
Output Level Clipped Sinewave	0.8 V p-p Min.
Output Load Clipped Sinewave	10K Ohms / 10 pF
Frequency Stability Vs Temperature Vs Voltage Vs Load(5%)	± 0.5 ppm Max ± 0.2 ppm Max. ± 0.2 ppm Max.
Frequency Tolerance @ 25° C	±2 .0 ppm (After 2 nd Reflow)
Aging	± 1 ppm / Year Max.
Supply Voltage	See Supply Voltage Table , tolerance ± 5%
Current	2.0 mA Max.
Operating	See Operating Temperature Table
Storage	-40° C to +85° C
Harmonics	-8.0 dBc Max.
Phase Noise	-130 dBc/Hz @ 1KHz

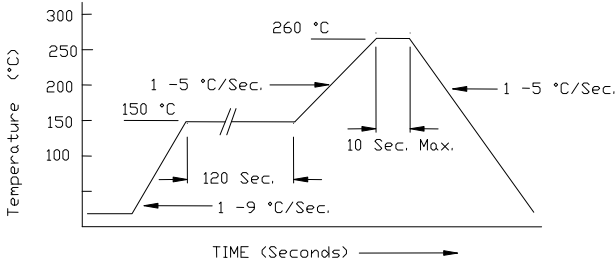


Part Number Guide		Sample Part Number: I587-5Y8-26.000 Mhz		
Package	Operating Temperature	Frequency Stability vs Temperature	Supply Voltage	Frequency
I587 (Clipped Sinewave TCXO)	5 = -30° C to +85° C	Y = ±0.5 ppm	7 = 3.0 V	- 26.000 MHz
			8 = 2.8 V	
			2 = 2.7 V	

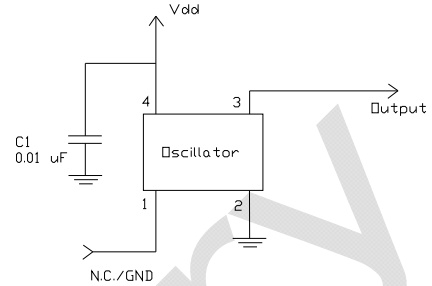
NOTE: A 0.01 µF bypass capacitor is recommended between Vcc (pin 4) and GND (pin 2) to minimize power supply noise.
 ** Not available for all temperature ranges.

Pb Free Solder Reflow Profile:

Typical Application:



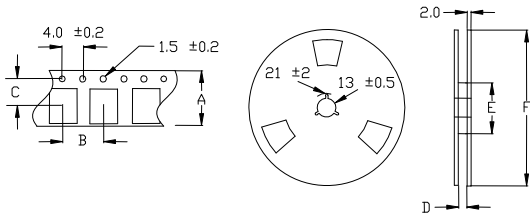
*Units are backward compatible with 240C reflow processes



Package Information:

MSL = N.A. (package does not contain plastic, storage life is unlimited under normal room conditions).
Termination = e4 (Au over Ni over W base metalization).

Tape and Reel Information:



Quantity per Reel	3000
A	8 +/- .3
B	4 +/- .2
C	3.5 +/- .2
D	9 +/- .1 or 12 +/- .3
E	60 / 80
F	180

Environmental Specifications

Thermal Shock	MIL-STD-883, Method 1011, Condition A
Moisture Resistance	MIL-STD-883, Method 1004
Mechanical Shock	MIL-STD-883, Method 2002, Condition B
Mechanical Vibration	MIL-STD-883, Method 2007, Condition A
Resistance to Soldering Heat	J-STD-020C, Table 5-2 Pb-free devices (except 2 cycles max)
Hazardous Substance	Pb-Free / RoHS / Green Compliant
Solderability	JESD22-B102-D Method 2 (Preconditioning E)
Terminal Strength	MIL-STD-883, Method 2004, Test Condition D
Gross Leak	MIL-STD-883, Method 1014, Condition C
Fine Leak	MIL-STD-883, Method 1014, Condition A2, R1=2x10 ⁻⁸ atm cc/s
Solvent Resistance	MIL-STD-202, Method 215

Marking

Line 1: XXXX (Freq. Code, Production Code, Year, Month, Date) (Example="GB17L")
Line 2: XXXXX (Crystal Code)